

200HBL Series Specification

200HBL系列规格书

V1.0

2024/4/7

Powerland Signatures					Customer Approval Signature
Prepared	Checked		Approved	Marketing	
	ME	研发经理			

Please return us one copy of the document with your approval signature.

请客户确认签字后回传我司此规格承认书。

Powerland Technology Inc.

南京博兰得电子科技有限公司

Building 9, No. 1 Zidan Rd., Qinhuai Dist., Nanjing, China

南京市秦淮区紫丹路设计产业园 9 号楼

Email: sales@powerlandtech.com Phone: +86-25-85582306

Features

- Adjustable constant current output
- High efficiency: 96% typical @230Vac, full load
- High power factor: 0.97 typical. @ 230Vac, full load
- 0-10V/PWM/Resistor Dimming optional
- Built-in potentiometer, support external potentiometer to adjust the output current
- With Lightning Protection & all-round protections (OVP,OCP,SCP,OTP)
- CE/CB/ENEC



Description

This specification describes the performance characteristics of a 200W/0.75A versatile power supply for LED Driver.

The output current of this series are adjustable, and designed for 0-10V/PWM/Resistor dimming applications.

Model Name Definition

200	HBL	300	C	D	(-K)	-	xxx
Rated Output Power	Series name	Maximum output voltage	Constant current output	Options: With dimming	Options: No micro-light		Options

Specifications

Part Number	Rated Input voltage	Max. Output Power	Output Current Range	Output Voltage Range	Efficiency @230Vac	Dimming	AUX power
200HBL300C	200-240Vac	200W	0.225-0.75A	180-300V	96%	/	/
200HBL300CD	200-240Vac	200W	0.225-0.75A	180-300V	96%	0-10V	12V 200mA
200HBL300CD-K	200-240Vac	200W	0.225-0.75A	180-300V	96%	0-10V	12V 200mA

Note: Efficiency value is typical value.

Note1(200HBL300CD/200HBL300CD-K): Programmable output current range by potentiometer or DSW pin.

Note2: -K means no micro-light during dim-to-off.

Input Specifications

Parameter	Min.	Typ.	Max.	Notes
Input AC Voltage	180 Vac	220/230Vac	264Vac	
Input Frequency	47 Hz	50/60 Hz	63 Hz	
Leakage Current	-	-	0.75 mA	At 240Vac / 60Hz input , grounding effectively
Input AC Current	-	0.95A	-	Measured at full load and 220 Vac input.
Inrush Current	-	85.9A	-	At 220Vac input, 25°C cold start.
Inrush Current (I ² *t)	-	1.42	-	A ² Sec (50%Imax to 50%Imax)

PF	0.9	-	-	At 200-240Vac, 60%-100% load
THD	-	-	20%	At 200-240Vac, 60%-100% load

Output Specifications

Parameter	Min.	Typ.	Max.	Notes
Output Current Tolerance	-5%Io set	-	5%Io set	At 25°C and full load condition
Total Output Current Ripple (pk-pk)	-	-	10%Io max	At 25°C and full load condition, 20 MHz BW
Startup Overshoot Current	-	-	10%Io max	At 25°C and full load condition
Line Regulation	-	-	±3%	Measured at full load
Load Regulation	-	-	±3%	
Turn-on Delay Time	-	-	1s	Measured 230Vac input to 90% output current
Temperature Coefficient of Io set	-0.03%/°C	-	0.03%/°C	Case temperature = 0°C ~Tc max
OTP Tc	90°C	95°C	100°C	
SCP				Shut down, recovers automatically after fault condition is removed
12V Auxiliary Output Voltage(200HBL300CD/200HBL300CD-K)	11V	12 V	15V	
12V Auxiliary Output Source Current(200HBL300CD/200HBL300CD-K)	0 mA	-	200 mA	Return terminal is “Dim-“

General Specifications

Parameter	Min.	Typ.	Max.	Notes
Standby power	-	-	0.5 W	Measured at 230Vac/50Hz; Dimming off
MTBF	234,000 Hours	-	-	Measured at 230Vac input, 80%Load and 25°C ambient temperature (MIL-HDBK-217F)
Lifetime	60000 Hours	-	-	Measured at 230Vac input, 80%Load and 75°C case temperature; See lifetime vs. Tc curve for the details
Operating Case Temperature Tc	-40°C	-	90°C	Recommended power supply bottom auxiliary heat dissipation
Storage Temperature	-40°C	-	+85°C	Humidity: 5%RH to 90%RH
Dimensions: Inches (L × W × H) Millimeters (L × W × H)	5.35*1.71*1.04in 136*43.4*26.3mm			
Net Weight/pcs	-	240g	-	

0-10V and PWM Dimming Specifications (200HBL300CD/200HBL300CD-K)

Parameter	Min.	Typ.	Max.	Notes
Absolute Maximum Voltage on the Vdim (+) Pin	-1 V	-	15 V	
Source Current on Vdim (+)Pin	90uA	100uA	110uA	
Dimming Output Range	10%Io set	-	Io set	80%Io max ≤ Io set ≤ 100%Io max
	8%Io max	-	Io set	Io set < 80%Io max
Recommended Dimming Input Range	0 V	-	10 V	Default 0-10V dimming mode.
Dim off Voltage	0.3 V	0.5 V	0.8V	
Dim on Voltage	0.5V	0.7 V	1 V	
Hysteresis	-	0.2 V	-	
PWM_in High Level	9.5 V	10V	10.5 V	
PWM_in Low Level	-0.3 V	-	0.6 V	
PWM_in Frequency Range	500 Hz	-	3 KHz	
PWM_in Duty Cycle	1%	-	98%	
PWM Dimming off	3%	5%	8%	
PWM Dimming on	5%	7%	9%	

Safety & EMC Compliance

Safety Category	Standard
CE	EN61347-1
EMI Standards	Notes
EN55015	Class B
	This device complies with Part 15 of the FCC Rules. Operation is subject to the following two conditions: (1) this device may not cause harmful interference, and (2) this device must accept any interference received, including interference that may cause undesired Operation.
EMS Standards	Notes
EN 61000-4-2	Electrostatic Discharge (ESD): 8kV air discharge, 4kV contact discharge, criteria B
EN 61000-4-3	Radio-Frequency Electromagnetic Field Susceptibility Test-RS, criteria A
EN 61000-4-4	Electrical Fast Transient / Burst-EFT: level 3, criteria B
EN 61000-4-5	Surge Immunity Test: AC Power Line: line to line 6kV, line to earth 10kV, criteria B
EN 61000-4-6	Conducted Radio Frequency Disturbances Test-CS, criteria A
EN 61000-4-11	Voltage Dips, criteria B
EN 61547	Electromagnetic Immunity Requirements Applies To Lighting Equipment

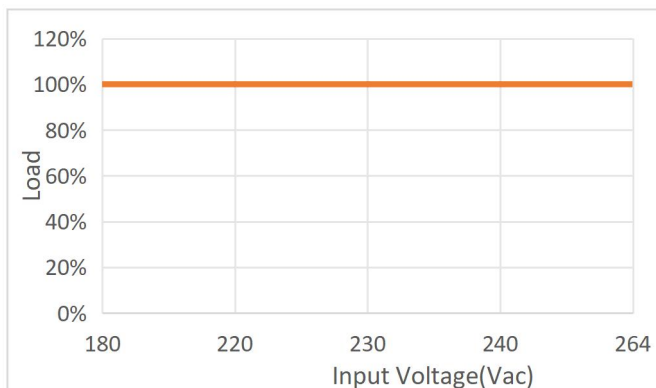
Note3: This LED driver meets the EMI specifications above, but EMI performance of a luminaire that contains it depends also on the other devices connected to the driver and on the fixture itself.

Isolation

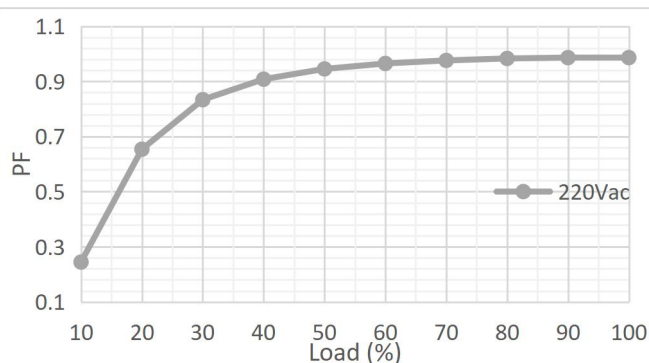
Isolation	AC Input	DC Output	Dimming (SELV)	Housing
AC Input	/	No isolation	Double isolation	Basic
DC Output	No isolation	/	Double isolation	Basic
Dimming (SELV)	Double isolation	Double isolation	/	Basic
Housing	Basic	Basic	Basic	/

Performance Curve

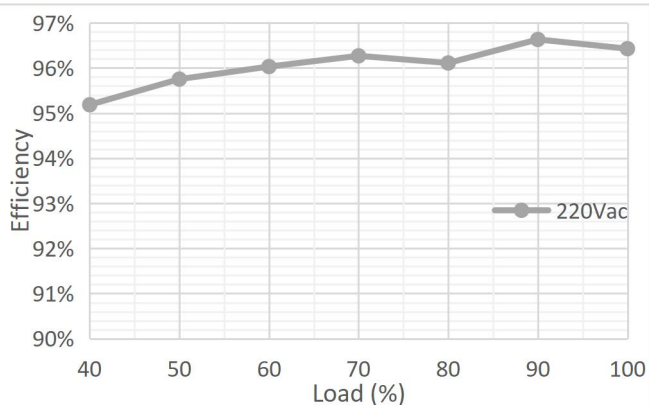
Derating Curve



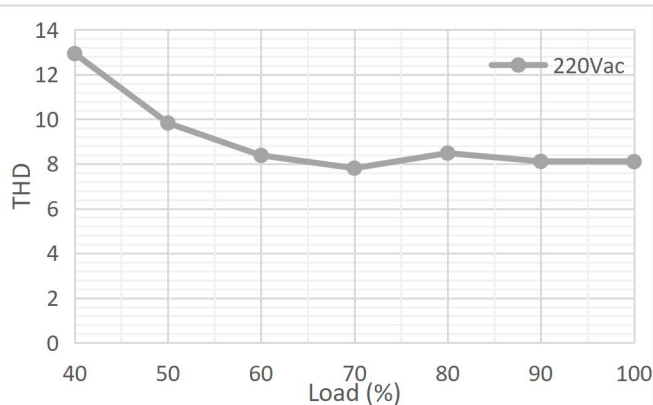
Power Factor Vs Different Loads (Vo=230V Io=0.65A)



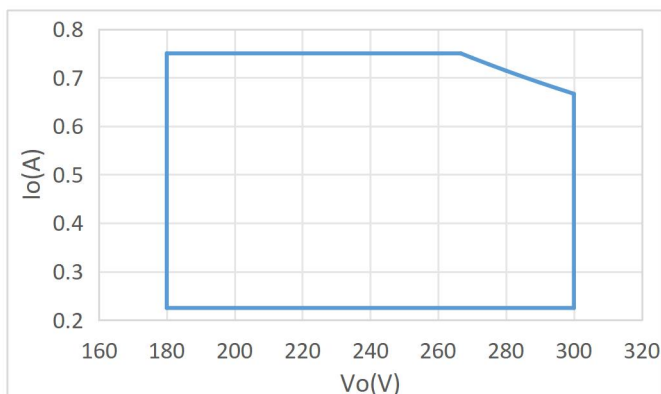
Efficiency Vs Different Loads (Vo=230V Io=0.65A)



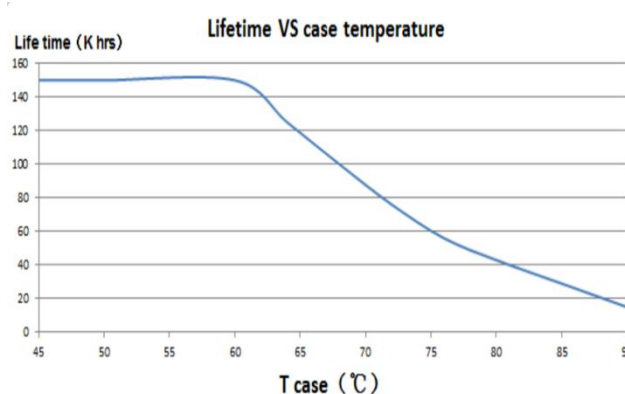
THD Vs Different Loads (Vo=230V Io=0.65A)



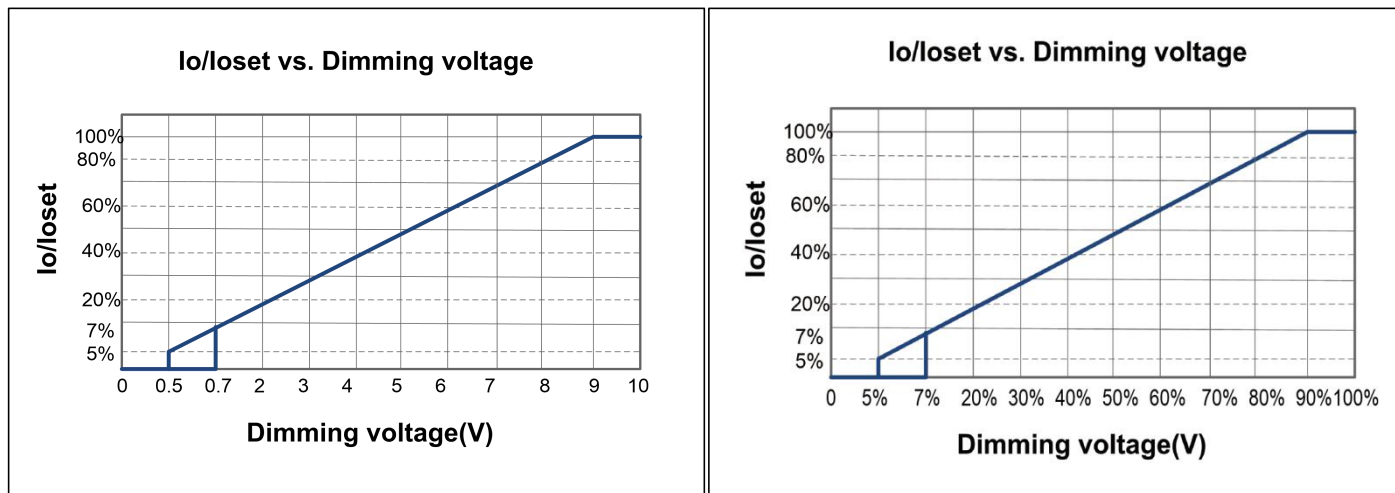
I/V Operating Area



Life Vs Case Temperature

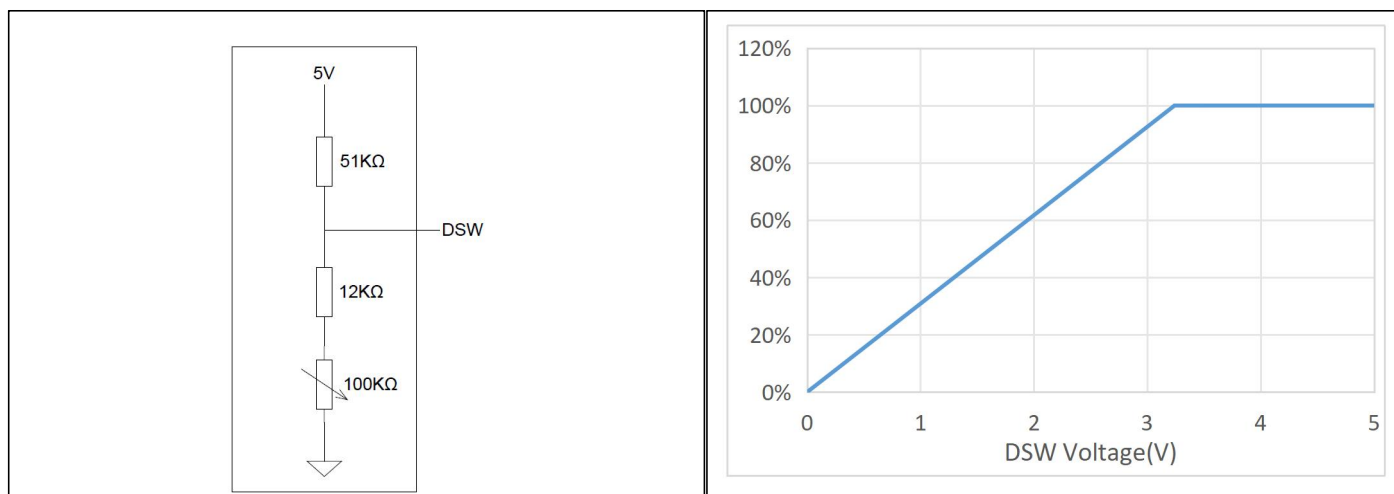


0-10V Analog Dimming & PWM Dimming (200HBL300CD/200HBL300CD-K)



Potentiometer Or Dip-switch Program Output Current

(200HBL300CD/200HBL300CD-K)



Change Date	Rev.	Description of Change		
		Item	From	To
2024/4/7	V1.0			